


Series 8000 brass dual seal super-rapid fittings

Tube external diameters: 4, 6, 8, 10 and 12 mm
Fittings threads: BSP (G1/8, G1/4, G3/8, G1/2)



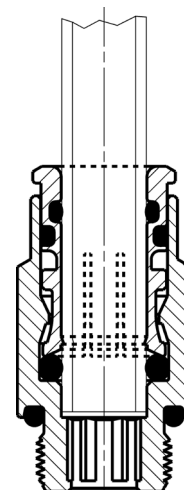
With its vast experience in manufacturing push-in connections for the pneumatics industry and its indepth research into fluid power systems, Camozzi has developed Series 8000 super-rapid fitting evolving from Series 6000, which has been extensively tested in the pneumatic sector.

A patented additional seal provides a double tight on the tube, thus ensuring a highly reliable connection and avoiding any possible leakage that may occur. Connection and disconnection of the tube can be repeated several times without the use of proper tools and without compromising the performance of the fitting or the sealing on the tube. The NBR seals are standard and can be easily replaced with FKM and EDM seals.

GENERAL DATA

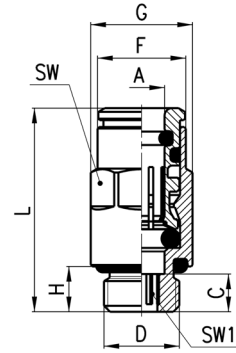
Diameters	ø 4, 6, 8, 10, 12 mm
Threads	Gas cylindrical ISO-228 (BSP)
Temperature	-20°C ÷ 80°C
Tube to connect	Polyamide (PA) 6 - 11 - 12, Polyurethane (PU), Polyethylene (PE), hytrel Polyester, PTFE and metal tubing (properly shaped)
Medium	All fluids compatible with the fitting materials requiring a leak-tight seal, e.g. water. For other fluids, please contact our technicians.
Materials	body and gripper: nickel-plated brass seals: NBR
Working pressure	-0.9 ÷ 60 bar The Series 8000 fittings can withstand a maximum pressure of 60 bar. However, the tube used might affect or limit the operating pressure considerably.

Fitting with connecting tube



Fittings Mod. 8512

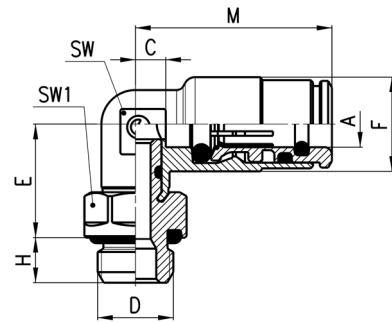
BSP Male Connector



DIMENSIONS										
Mod.	A	D	C	F	G	H	L	SW	SW1	Weight (g)
8512 4-1/8	4	G1/8	5	8.8	13.5	6	23.8	12	2.5	14
8512 6-1/8	6	G1/8	5	11.7	13.5	6	27	12	4	15
8512 6-1/4	6	G1/4	6	11.7	16.4	7	28	15	4	25
8512 8-1/8	8	G1/8	8.5	13.7	15.2	6	32.5	14	5	20
8512 8-1/4	8	G1/4	7	13.7	16.4	7	31	15	6	24
8512 10-1/4	10	G1/4	10	16.3	18.5	7	36.5	17	7	32
8512 10-3/8	10	G3/8	4.5	16.3	20.5	7	31	19	8	38
8512 12-3/8	12	G3/8	4.6	18.4	20.5	7	30.5	19	9	30
8512 12-1/2	12	G1/2	5.6	18.4	24.8	8	31.5	22	9	50

Fittings Mod. 8522

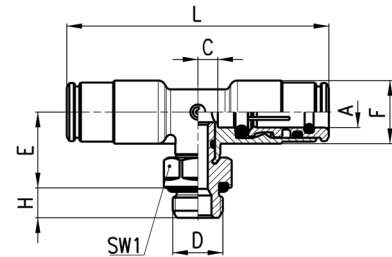
BSP Swivel Male Elbow



DIMENSIONS										
Mod.	A	D	C	E	F	H	M	SW	SW1	Weight (g)
8522 4-1/8	4	G1/8	3	14.5	10	6	21.5	9	12	18
8522 6-1/8	6	G1/8	4	15	12.5	6	26	10	12	23
8522 6-1/4	6	G1/4	4	16	12.5	7	26	10	15	30
8522 8-1/8	8	G1/8	5	16	14.5	6	29	12	12	28
8522 8-1/4	8	G1/4	5	17	14.5	7	29	12	15	34
8522 10-1/4	10	G1/4	5	19.5	16.8	7	31.5	13	15	40
8522 10-3/8	10	G3/8	5	19.5	16.8	7	31.5	13	19	50
8522 12-3/8	12	G3/8	7	20.5	19	7	33	15	19	55
8522 12-1/2	12	G1/2	7	21.5	19	8	33	15	22	68

Fittings Mod. 8432

BSP Swivel Male Tee

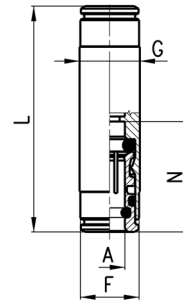


DIMENSIONS										
Mod.	A	D	C	E	F	H	L	SW1	Weight (g)	
8432 4-1/8	4	G1/8	3	14,5	10	6	43	12	25	
8432 6-1/8	6	G1/8	4	15	12,5	6	52	12	33	
8432 8-1/8	8	G1/8	5	16	14,5	6	58	12	42	
8432 8-1/4	8	G1/4	5	17	14,5	7	58	15	49	

Fittings Mod. 8580



Union Connector

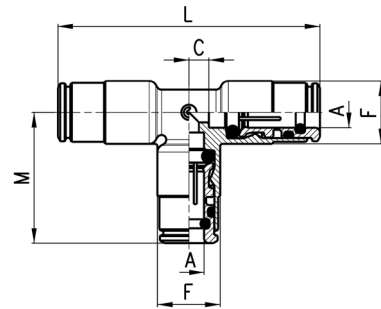


DIMENSIONS						
Mod.	A	F	G	L	N	Weight (g)
8580 4	4	8,8	10	38	19	16
8580 6	6	11,7	12	45	22	23
8580 8	8	-	14	48	24	30

Fittings Mod. 8540



Tee Connector

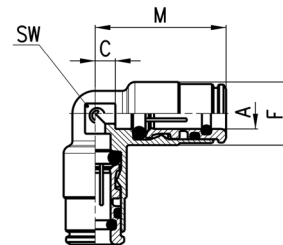


DIMENSIONS						
Mod.	A	C	F	M	L	Weight (g)
8540 4	4	3	10	21,5	43	22
8540 6	6	4	12,5	26	52	35
8540 8	8	5	14,5	29	58	49

Fittings Mod. 8550



Elbow Connector



DIMENSIONS						
Mod.	A	C	F	M	SW	Weight (g)
8550 4	4	3	10	21,5	9	15
8550 6	6	4	12,5	26	10	25
8550 8	8	5	14,5	29	12	34